

## A car with good suspension

**Monday, February 15, 2016**

### Highlights

- Despite the extremely weak external environment faced, Thailand posted a respectable 2.8% on-year growth in 4Q15, significantly stronger compared to our expectation, and bringing full-year growth to an encouraging 2.8% in 2015.
- Domestic growth pillars, which include private consumption, investment and government expenditure, stood strong and effectively cushioned the downside seen in the insipid export prints over the last year.
- Still, the drag expected from the external environment will likely be sizable, prompting NESDB to downgrade growth expectations to 2.8 – 3.8% yoy (from 3 – 4% earlier), while exports is now forecasted to come in at 1.2% growth (from a previous 3.0% estimate).
- With Thailand's growth fundamentals still appearing sound till date, the outlook for the year ahead should continue to bank on the relatively stable economic and political climate, while any improvement in the external environment would lend strength to overall growth.

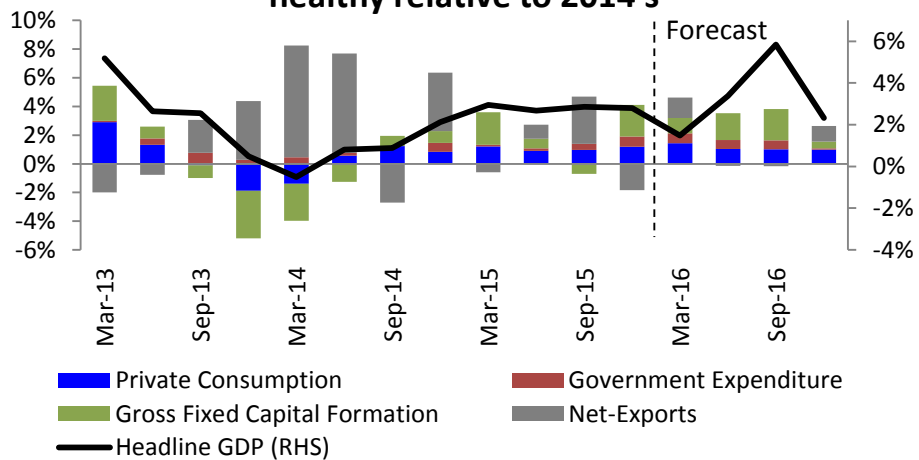
**Treasury Advisory**  
**Corporate FX & Structured Products**  
 Tel: 6349-1888 / 1881  
**Interest Rate Derivatives**  
 Tel: 6349-1899  
**Investments & Structured Products**  
 Tel: 6349-1886

**GT Institutional Sales**  
 Tel: 6349-1810

### Ending on a confident note

Thailand is “an economy with strong buffers... likened to a car with good suspensions”, so says BOT chief Veerathai just months after he assumed his current position, is indeed an undeniable aspect of the Thai economy. With economic growth printing a stellar 2.8% on-year in the fourth quarter of 2015, it beats market expectation for a 2.6% growth over the same period, thus bringing full-year growth to 2.8% on-year, the fastest pace since 2012.

**GDP growth downgraded, but still remains healthy relative to 2014's**



Source: Bloomberg, OCBC Bank

**Barnabas Gan**  
 Tel: 6530-1778  
[BarnabasGan@ocbc.co](mailto:BarnabasGan@ocbc.co)  
[m](#)

The good news came largely from domestic growth pillars, which include private consumption, investment and government expenditure. Importantly, these indicators had accelerated considerably in the fourth quarter versus the 3Q15's prints, led by Gross Fixed Capital Formation (GFCF) at +9.4%, while Government Expenditure (+4.8%) and Private Consumption Expenditure (+2.5%) followed suit. Notably, these strong prints were salubrious enough to offset the sustained weakness seen in Thailand's external environment, with exports growth seeing an insipid -3.5% on-year, the deepest contraction seen since 4Q11.

### Thailand Growth in 2015

	GDP	QOQ SA	Private C	Govt Exp	GFCF	Exports	Exports (Goods)	Imports	Imports (Goods)
1Q15	3.0%	0.5%	2.5%	0.7%	10.3%	1.2%	-2.5%	2.3%	3.9%
2Q15	2.7%	0.4%	1.7%	1.0%	2.6%	1.5%	-3.9%	0.2%	-0.4%
3Q15	2.9%	1.0%	1.8%	2.3%	-2.6%	1.7%	-1.8%	-2.6%	-3.3%
4Q15	2.8%	0.8%	2.5%	4.8%	9.4%	-3.5%	-5.6%	-1.3%	-2.3%
<b>2015</b>	<b>2.8%</b>	-	<b>2.1%</b>	<b>2.2%</b>	<b>4.7%</b>	<b>0.2%</b>	<b>-3.4%</b>	<b>-0.4%</b>	<b>-0.6%</b>

Source: NESDB, Bloomberg, OCBC Bank

Needless to say, the strong domestic drivers will give market-watchers a great deal of confidence, especially during these times of global financial volatility. Akin to the car with good suspensions, continuing the governor's own words, suggests that the Thai economy is able to withstand the bumpy road ahead.

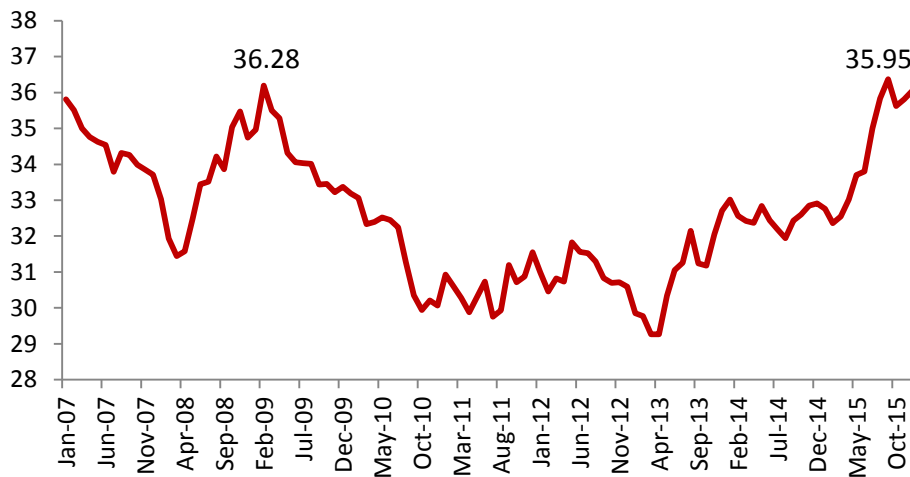
### More good news

The road ahead is indeed 'bumped' with expected future US Fed Fund rate hikes, China growth slowdown concern and nadir oil prices, factors that will inevitably drag Thailand's economic growth in 2016. On this, it is unsurprising to see NESDB downgrading both GDP (+2.8-3.8%) and export growth (+1.2%) for the year-ahead, suggesting that the growth accounting from the external environment will continue to take a backseat. These contrast with BOT's own GDP growth expectation of +3.5%, with flat exports over the same period.

Despite the bumps ahead, we take comfort from the government's determination to aid growth. In this, it is encouraging to observe the ambitious government spending pipeline - infrastructure plan of THB3.8bn approved back in Sept 2015, targeted financial aid to farmers of THB13bn in Nov 2015, and plans to raise funds totaling about US\$2.25bn (or about THB80bn) to fund Thailand's 4G network coverage. Moreover, the public construction (+54.5%) seen in ongoing infrastructure projects in water resources management and road transportation project, as well as government machinery purchases (+7.4%) have lifted overall public investment growth to a whopping 41.4%, up from a 21.9% print in 3Q15.

But more importantly are the indicators that spell growth potentials into the subsequent months. These carefully picked growth-gauges (see appendix), which include retail sales, private investment and net capital goods imports, are indicative for a sustained healthy growth outlook. Encouragingly, they have recovered into positive growth territories, especially with retail sales at +3.2% in Nov'15 (from 29 consecutive months of negative growth), net capital goods imports at +12.1% in Dec'15 over 3-months moving average while private investment growth accelerated to its strongest in 5 months to +2.2% over the same period. The economic confidence is also reflective in the relatively healthy consumer confidence prints (65.1 in Dec'15 vs 61.2 in Sep'15).

### Thai Baht at its weakest level since 2008



Source: Bloomberg, OCBC Bank

Lastly, the relatively weaker Thai Baht (weakest level since 2008) will aid both Thailand's external environment and tourist arrivals this year. Much of Thailand's export growth will be determined by two important factors, which include oil prices and China's import demand. With oil prices likely to trend higher into end 2016, higher commodity prices should lift export nominal value (note exports of consumer goods, raw materials and energy & minerals account for 10%, 20% and 17% of total export value respectively). Furthermore, we continue to expect a respectable 6.7% growth print for China, thus suggesting that import demand is likely to remain resilient.

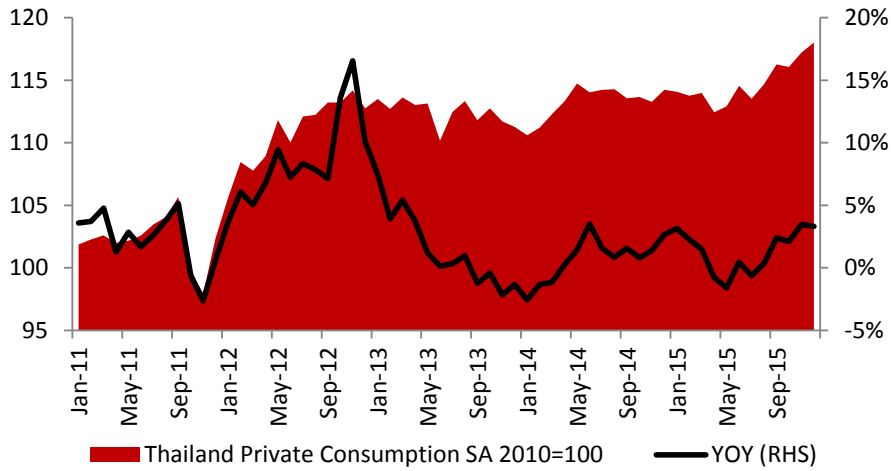
#### Growth Outlook for 2016

Thailand's strong domestic fundamentals are a beauty to behold indeed, now that precursors are indicating for a sustained growth pattern in consumer spending, government expenditure and investment. On top of the likelihood for oil prices to recover into the year amid the weak Thai Baht, the external environment will likely turn favourable into the year, albeit gradually into 4Q16. Moreover, the weak inflation prints are not a concern, especially with the positive core inflation amid BOT's expectation for headline inflation to turn positive into the year.

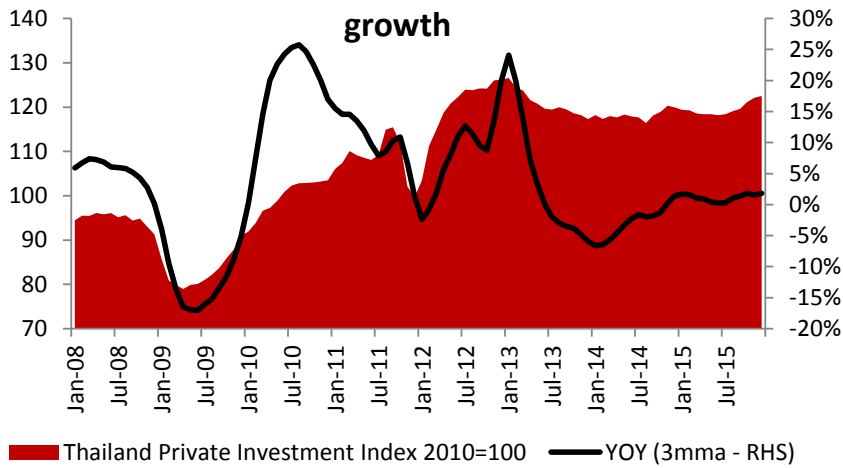
All-in-all, we see little reason to be bearish over Thailand's growth; the economy has proven to have good suspensions should we relate it back to BOT governor's own analogy. On this, we remain firm on our expectation for GDP growth to accelerate to 3.2% in 2016, while positive inflation will likely be seen as early as 2Q16 and average 0.6% in the year. With growth to pick-up amid higher US rates likely to be seen into the year, we expect BOT to hike its benchmark rate by 25bps in 2H16 to 1.75%.

**Appendix**

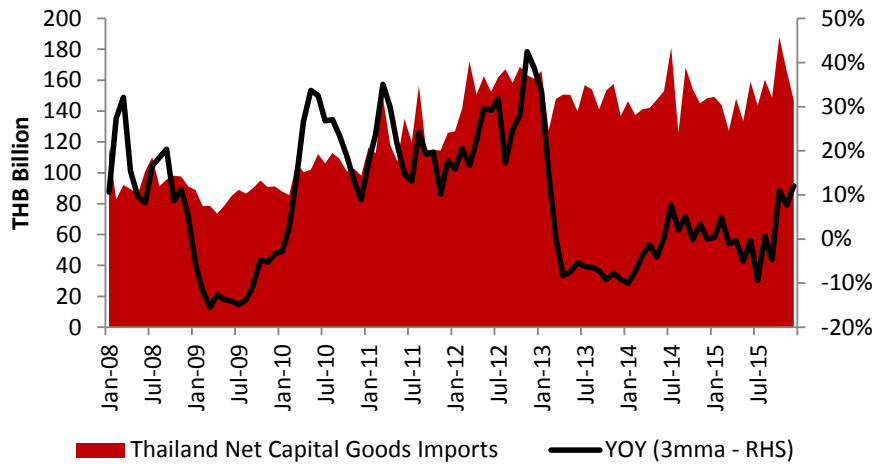
**Private consumption grew markedly in 2015**



**Private investment edge towards positive growth**



**Appetite for capital goods turn healthier**



Source: Bloomberg, NESDB, OCBC Bank

---

This publication is solely for information purposes only and may not be published, circulated, reproduced or distributed in whole or in part to any other person without our prior written consent. This publication should not be construed as an offer or solicitation for the subscription, purchase or sale of the securities/instruments mentioned herein. Any forecast on the economy, stock market, bond market and economic trends of the markets provided is not necessarily indicative of the future or likely performance of the securities/instruments. Whilst the information contained herein has been compiled from sources believed to be reliable and we have taken all reasonable care to ensure that the information contained in this publication is not untrue or misleading at the time of publication, we cannot guarantee and we make no representation as to its accuracy or completeness, and you should not act on it without first independently verifying its contents. The securities/instruments mentioned in this publication may not be suitable for investment by all investors. Any opinion or estimate contained in this report is subject to change without notice. We have not given any consideration to and we have not made any investigation of the investment objectives, financial situation or particular needs of the recipient or any class of persons, and accordingly, no warranty whatsoever is given and no liability whatsoever is accepted for any loss arising whether directly or indirectly as a result of the recipient or any class of persons acting on such information or opinion or estimate. This publication may cover a wide range of topics and is not intended to be a comprehensive study or to provide any recommendation or advice on personal investing or financial planning. Accordingly, they should not be relied on or treated as a substitute for specific advice concerning individual situations. Please seek advice from a financial adviser regarding the suitability of any investment product taking into account your specific investment objectives, financial situation or particular needs before you make a commitment to purchase the investment product. OCBC and/or its related and affiliated corporations may at any time make markets in the securities/instruments mentioned in this publication and together with their respective directors and officers, may have or take positions in the securities/instruments mentioned in this publication and may be engaged in purchasing or selling the same for themselves or their clients, and may also perform or seek to perform broking and other investment or securities-related services for the corporations whose securities are mentioned in this publication as well as other parties generally.

Co.Reg.no.:193200032W